

Official Report of Results by the Most Populous County for Local Questions and Issues

(District/subdivision results reported by county)


SOS administrative purposes only

The Board of Elections hereby reports the votes cast in the district/subdivision for the following question or issue:

County Board of Elections:	Stark	District/ Subdivision:	Alliance City School District
Election Date:	May 2, 2017	Purpose:	Construct, add to, renovate, remodel, rehabilitate, improve, furnish and equip buildings for school purposes and acquire, improve and equip school sites
Issue Type:	Tax Levy	Millage:	2
		Percentage: <small>(for income/sales tax)</small>	

List all counties alphabetically and record the vote totals below.

Overlap County/Countries	Yes Votes	No Votes	Comments
Columbiana	1	1	
Mahoning	0	2	
Stark	634	222	
Total(s)	635	225	

	Signature
Director	
5-22-17	Date
Date	

Official Report of Results by the Most Populous County for Local Questions and Issues


(District/subdivision results reported by county)
SOS administrative purposes only

The Board of Elections hereby reports the votes cast in the district/subdivision for the following question or issue:

County Board of Elections:	Stark	District/ Subdivision:	Tri-Division Ambulance District
Election Date:	May 2, 2017	Purpose:	Ambulance or Emergency Medical Services or Both
Issue Type:	Tax Levy	Millage:	1.5
		Percentage: <small>(for income/sales tax)</small>	

List all counties alphabetically and record the vote totals below.

Overlap County/Counties	Yes Votes	No Votes	Comments
Stark	145	112	
Tuscarawas	22	18	
Total(s)	167	130	

	Signature
Director	
5-22-17	Date
Date	

Official Report of Results by the Most Populous County for Local Questions and Issues

(District/subdivision results reported by county)



SOS administrative purposes only

The Board of Elections hereby reports the votes cast in the district/subdivision for the following question or issue:

County Board of Elections:	Stark	District/ Subdivision:	Tuslaw Local School District
Election Date:	May 2, 2017	Purpose:	Emergency Requirements
Issue Type:	Tax Levy	Millage:	7.3
		Percentage: <small>(for income/sales tax)</small>	

List all counties alphabetically and record the vote totals below.

Overlap County/Countries	Yes Votes	No Votes	Comments
Stark	633	659	
Wayne	5	13	
Total(s)	638	672	

	Signature
Director	
	
Date	